

SGSecure Exhibition Activity Guide (Secondary) *For Educators*

This activity guide accompanies the use of activity sheet during the SGSecure exhibition. Students can go on self-guided tour by entering responses on their personal learning devices/ writing on printed activity sheets and use this guide to check their understanding on-site while educators can facilitate the self-guided tour using this guide with suggested discussion prompt.

The time taken to complete the activity sheets is estimated to be 20-30 minutes.

Estimated Duration	Activity details and suggested discussion prompts	Location
10 mins	<p>[Engage] (1) <u>What's my role?</u></p> <div style="border: 1px solid black; padding: 5px; margin: 10px 0;"> <p>What is SGSecure? SGSecure is Singapore's community response to the threat of terrorism. It is a movement to build the resilience of our community and a call to action to everyone in our multi-racial, multi-religious society to come together to safeguard Singapore and our way of life.</p> <p>We can stay vigilant by noticing and reporting suspicious persons or activities, or by staying united as a community by supporting each other during a crisis, and staying resilient by not spreading unverified information.</p> </div> <p>Students are encouraged to participate in the personality quiz that would suggest a persona based on the individual's responses. (6 personas: lookout/ true friend/ guardian/ lifesaver/ fact-checker/ uniter). Results of the quiz include a text description of the role and a short 30-second video. Students are to note the key characteristics from the description and takeaways from the video.</p>	Panel 1

For example, for the role of a fact-checker,







- Characteristics include:
 - sharp and observant, checking reliable sources multiple times
 - spread the words to friends to let them know what's legit and what's not
- Takeaways include:
 - stay informed
 - do not spread rumours
 - care for others
 - help others return to normal activities

Educator could encourage students to share the results of the quiz with one another.

Discussion prompt (suggested):

- *Can you think of a real-life example where someone demonstrated qualities of one of the SGSecure personas?*
- *Which persona do you think is about staying alert?*
- *Which persona represents staying calm during a crisis?*
- *What do you like about your persona?*

After students have figured out their role, they are to find the panel with the pictorial symbol of their role at bottom left corner and read up further on their role. Students can create their image in any preferred format using paper and pen or digitally on their personal learning devices. The purpose is for them to assimilate the earlier activity segment and panel text information to express themselves creatively in a different form.

	<div style="text-align: center;">    </div> <div style="display: flex; justify-content: space-around; margin-top: 10px;"> FACT-CHECKERS LOOKOUTS TRUE FRIENDS </div> <div style="text-align: center; margin-top: 20px;">    </div> <div style="display: flex; justify-content: space-around; margin-top: 10px;"> UNITERS GUARDIANS LIFESAVERS </div> <p style="text-align: center; margin-top: 20px;"><i>Pictorial symbols of the 6 roles</i></p> <p>Educators could use this opportunity to assure students that there is no judgement to the artwork and encourage students to be confident in their self-expression. Students who need some scaffolding could take inspiration from their pictorial role symbol.</p> <p>Students could use the hashtag #SGSecurewhatsyourrole and share their learning with their drawings.</p>	
5-10 mins	<p>[Evaluate] <u>(2) What else can I do?</u></p> <p>This segment evaluates and assesses students' understanding.</p> <p>In this segment, students are asked to demonstrate their understanding of A.I.S.U, as well as different calls to action (Stay Alert, Stay Strong, Stay United).</p>	Panel 4 (front & back)

	Students will end off this segment by completing a crossword puzzle, reinforcing their understanding of key concepts and personas.	Panel 1
5-10 mins	<p>[Execute] (3) What I will do!</p> <p>Students are prompted to reflect on ways that they can contribute to promote the safety and security of the community. Students could refer to relevant panels for inspiration.</p> <p>Educators could also encourage the students to take photographs at the photo booth and share them on social media with the hashtag #SGSecurewhatsyourrole.</p> <p><i>Discussion prompt:</i></p> <ul style="list-style-type: none"> • <i>Why do you think it is important that everyone play their role in promoting safety and security?</i> 	Panel 3, Panel 4, Panel 5; Panel 7

Answer Key

What does the acronym A.I.S.U. stand for?

A- Abnormal; I-Irregular; S-Suspicious; U-Unusual

What is the overall goal of "Staying United"?

B

In the context of "Staying Alert," what is the main purpose of being watchful?

B

What does it mean to “Stay Strong” during challenging times?

A

CROSSWORD PUZZLE - What are the six roles that I can play to keep Singapore safe?

							¹ U					
							N					
							I					
							T					
² L	I	³ F	E	S	A	V	E	R				
O		A					R					
O		C		⁴ G								
K		⁵ T	R	U	E	-	F	R	I	E	N	D
O		-		A								
U		C		R								
T		H		D								
		E		I								
		C		A								
		K		N								
		E										
		R										

Activity 4: TRUE OR FALSE – What are some ways to stay safe in a crisis?

- 1. T 2. F 3. T 4. T 5. T

- 6. T 7. F 8. T 9. T 10. F